


ECOxtreme® vinyl replacement windows are a clear winner and premium performer. Featuring 1" double strength insulating glass for year-round advanced thermal performance with unsurpassed energy efficiency that will deliver years of energy savings.



www.windowEstore.com

Advanced Thermal Performance



AAMA GOLD LABEL CERTIFICATION
HIGHEST LEVEL OF TESTING FOR
QUALITY AND PERFORMANCE

Energy Star Windows and Patio Doors



Energy Star Windows/Patio doors:

- Use less energy
- Save money
- Help protect the environment

Visit www.energystar.gov for more information on qualified windows/doors

The ECOxtreme® components and features culminate in a design providing optimum comfort, strength and energy efficiency.

- Quality Construction
- Advanced Technology
- Maintenance-Free Operation
- Energy Savings Thermal Protection
- Lifetime Limited Warranty

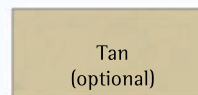
Colors and Grid Style Options



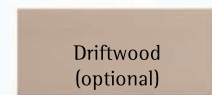
Flat White
(Standard)



Flat White
shown



Tan
(optional)



Driftwood
(optional)

Shed some light on your home's unique character and decor with the ECOxtreme® collection of grids.

- Colonial Grids
Flat White or Tan, and
Sculptured White or Tan



Colonial



Diamond

- Diamond Grids
Flat White or Tan

- Prairie and Perimeter Grids
Flat White or Tan, and
Sculptured White or Tan



Prairie



Perimeter

- All grids come in standard 5/8" width. Sculptured White and Tan also available in 1" width

Standard Features and Options

ECOxtreme®Vinyl Replacement Window: Premium Thermal

OUTSTANDING PROTECTION

Double Lifetime Limited Warranty

- Lifetime Vinyl
- Lifetime Hardware
- Lifetime Insulating Glass Unit
- Lifetime Screen
- Lifetime Accidental Glass Breakage Coverage

PERFORMANCE

DP Rating:	37 x 76 – DP50
U-Value:	.30 +/-
SHGC:	.20 +/-
Certifications:	AAMA Gold (Air, Water, Structure, FER, Thermal)

FRAME

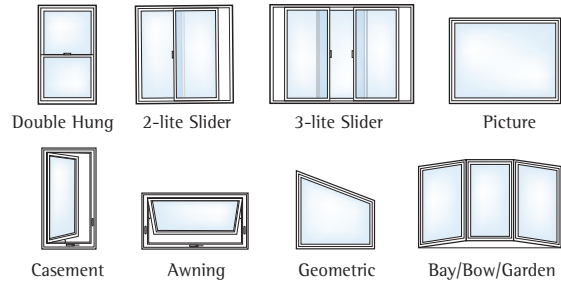
Frame Construction:	Fusion Welded
Frame Thickness, Outer Walls:	0.072
Frame Width	3-1/4"
Frame Profile:	Beveled
Sill:	2-degree, 10-degree Triple Step Sloped
Weep System:	Tank System and Covered Weeps
Profile:	Multiple Chambered

HARDWARE/ACCESSORIES

Tilt Latches:	Flush Mount
Vent Latches:	Dual Air Latch
Type of Lock:	Cam Lock with Adjustable Keeper
No. of Locks:	Two Standard ≥ 28 "
Balance System:	3/4" Stainless Steel Constant Force
Standard Screen:	Half Screen
Screen Option:	Full
Screen Cloth:	Fiberglass or Optional Aluminum
Screen Frame:	Extruded Aluminum

Styles to Fit Any Decor

ECOxtreme® selection includes Double Hung, 2-lite Slider, 3-lite Slider, Casement, Awning, Picture Window, Geometrics, Bay, Bow, Garden and Sliding or Garden (hinged) Patio Door.



SASH

Sash Construction:	Fusion Welded
Sash Thickness, Outer Walls:	0.072
Equal Lite:	Yes
Edges:	Contoured
Interlocks (Meeting Rail):	Overlapping and Interlocking, Reinforced
Lift Rail:	Extruded
Operation:	Tilt In/Lift Out

GLASS

Standard Glazing:	LoE-366/Argon
IG Thickness:	1"
Glass Pane:	Dual
Spacer Type:	Super Spacer
Glass Strength:	Double
Glass Options:	Obscure, Tempered or Laminated

WINDOW  STORE
www.windowEstore.com

Toll Free
855-290-6366

Austin, TX 78757



ECOxtreme® Replacement Patio Door

Open the door to many illuminating design possibilities with a sliding or garden (hinged) patio door. Standard clear quality glass. Optional Glass Packages.